

This kit contains:

- 4 side boards 200mm x 20mm x 1000mm
- 4 pegs 40mm x 40mm x 475mm
- 16 Phillips head tek screws 15 x 50mm

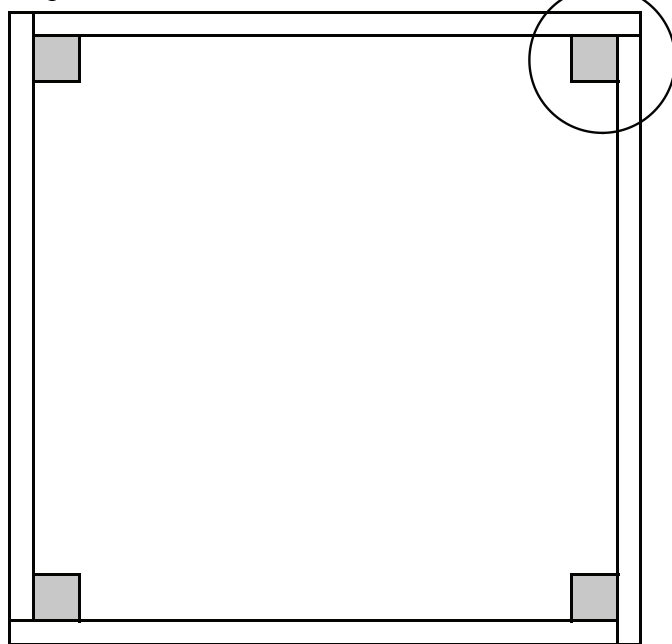
You will need these tools:

- Electric Drill
- 3.5mm drill bit
- Phillips head screw driver No. 2

Single Tier Longlife Raised Garden Kit 1.02m² x 0.2m high

Gross Weight: 19.2 Kg

Diagram 1



Step 1

Step 1:

Fit 2 boards together to form a corner and align 1 peg inside the corner.

> See Diagram 1

Step 2:

Drill 2 holes in correct location on each board, through to peg.

> See Diagram 2


Step 3:

Screw corners together with peg in place using the Tek screws.

Step 4, 5 & 6:

Repeat process steps 1, 2 & 3 above to join up each corner.

Diagram 2

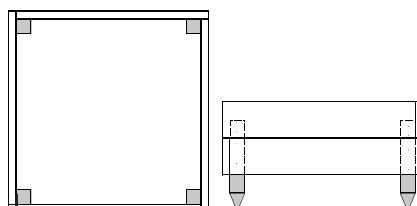


Step 2

***Optional Double Tier Longlife Raised Garden Kit 1.02m² x 0.4m high**

***Optional**

Requires 2 Longlife Raised Garden Kits



Assembly:

Repeat Process used for the single tier kit.

Remember to alternate the board overlaps.

4 surplus pegs for general garden use.